


800 Sq Ft Year Kid's Room: Creating a Fun and Functional Space for Growing Minds

Creating a year kid's room in an 800 sq ft year can be a challenge, but it's definitely possible with a little creativity and planning. The key is to make the most of the space you have and to choose furniture and decor that will grow with your child.

In this article, we'll share some tips for creating a fun and functional year kid's room in an 800 sq ft space. We'll cover everything from choosing the right furniture to decorating the room in a way that's both stylish and kid-friendly.

Choosing the Right Furniture

When choosing furniture for a year kid's room, it's important to think about both function and style. You want to choose pieces that are durable and easy to care for, but you also want to choose pieces that your child will love.



1 Year, 2 Kids, 800 Sq Ft: Adventures of a Small Family on the Big Island of Hawaii (Living or Visiting on the Big Island of Hawai'i) by Francene Hart

★★★★★ 5 out of 5

Language : English
File size : 31560 KB
Text-to-Speech : Enabled
Screen Reader : Supported
Enhanced typesetting : Enabled
Word Wise : Enabled
Print length : 171 pages
Lending : Enabled



Here are a few things to keep in mind when choosing furniture for a year kid's room:

- **Size:** Make sure the furniture is the right size for your child and the room. You don't want to choose pieces that are too big or too small.
- **Durability:** Choose furniture that is durable and easy to care for. You want to choose pieces that can withstand the wear and tear of everyday use.
- **Style:** Choose furniture that your child will love. You can choose pieces that match your child's personality or interests.

Decorating the Room

Once you've chosen the furniture, it's time to decorate the room. When decorating a year kid's room, it's important to create a space that is both fun and functional. You want to choose colors and patterns that your child will love, but you also want to choose pieces that will help your child learn and grow.

Here are a few things to keep in mind when decorating a year kid's room:

- **Colors:** Choose colors that your child will love. You can choose bright and cheerful colors, or you can choose more calming colors.
- **Patterns:** Choose patterns that your child will love. You can choose bold and geometric patterns, or you can choose more subtle and delicate patterns.

- **Accessories:** Add accessories that will help your child learn and grow. You can add books, toys, and artwork that will stimulate your child's imagination.

Creating a Functional Space


In addition to being fun and stylish, a year kid's room should also be functional. You want to create a space that is easy for your child to use and that meets their needs.

Here are a few tips for creating a functional year kid's room:

- **Create a play area.** Set aside a space in the room where your child can play. This could be a simple playmat or a more elaborate play area with toys and books.
- **Create a sleeping area.** Set aside a space in the room where your child can sleep. This should be a comfortable and cozy space with a bed and dresser.
- **Create a storage area.** Set aside a space in the room where your child can store their toys and belongings. This could be a closet, a toy chest, or a simple shelf.

Creating a year kid's room in an 800 sq ft space can be a challenge, but it's definitely possible with a little creativity and planning. By following the tips in this article, you can create a fun and functional space that your child will love.


1 Year, 2 Kids, 800 Sq Ft: Adventures of a Small Family on the Big Island of Hawaii (Living or Visiting on the



Big Island of Hawai'i) by Francene Hart

★★★★★ 5 out of 5

Language : English
File size : 31560 KB
Text-to-Speech : Enabled
Screen Reader : Supported
Enhanced typesetting : Enabled
Word Wise : Enabled
Print length : 171 pages
Lending : Enabled



Emergence First Colony: a Ken Lozito Masterpiece

Nestled amidst the pristine coastal landscapes of Boynton Beach, Florida, Emergence First Colony stands as a testament to the visionary...



Afterlight: In Search of Poetry, History, and Home

Prologue: The Call of the Open Road In the heart of every traveler lies a longing for something more—a...