


# Painting Landscapes With Light And Depth: A Comprehensive Guide

Landscapes are one of the most popular subjects for painting, and they can be a great way to capture the beauty of the natural world. However, painting landscapes can be challenging, especially when it comes to creating the illusion of depth. In this article, we will provide you with a comprehensive guide to painting landscapes with light and depth. You will learn about the different techniques used to create the illusion of depth, as well as how to use light to enhance the atmosphere of your paintings.



## Painting Landscapes with Light and Depth: Technique and Inspiration for Oil and Acrylic Painters by Susan Kennedy

★★★★☆ 4.4 out of 5

Language : English  
File size : 128309 KB  
Text-to-Speech : Enabled  
Screen Reader : Supported  
Enhanced typesetting: Enabled  
Print length : 172 pages  
Lending : Enabled



## Creating the Illusion of Depth

There are a number of different techniques that can be used to create the illusion of depth in a painting. Some of the most common techniques include:

- **Linear perspective:** Linear perspective is a technique that uses lines to create the illusion of depth. The lines in a linear perspective painting converge at a single point on the horizon, which creates the illusion of a vanishing point.
- **Aerial perspective:** Aerial perspective is a technique that uses color and value to create the illusion of depth. Objects that are further away from the viewer are typically painted with cooler colors and lower values, while objects that are closer to the viewer are painted with warmer colors and higher values.
- **Overlapping:** Overlapping is a technique that involves painting objects so that they overlap each other. This creates the illusion of depth because it suggests that the objects are located at different distances from the viewer.
- **Value contrast:** Value contrast is a technique that involves using light and dark values to create the illusion of depth. Objects that are closer to the viewer are typically painted with lighter values, while objects that are further away are painted with darker values.

## Using Light to Enhance the Atmosphere

Light can be used to enhance the atmosphere of a landscape painting in a number of ways. Some of the most common techniques include:

- **Directional lighting:** Directional lighting is a technique that uses light to create a sense of direction in a painting. The light in a directional lighting painting comes from a single source, which creates shadows that help to define the shapes of the objects in the painting.


- **Backlighting:** Backlighting is a technique that uses light to create a sense of drama in a painting. The light in a backlighting painting comes from behind the objects in the painting, which creates a halo effect around the objects and makes them stand out from the background.
- **Golden hour lighting:** The golden hour is the time of day just after sunrise or just before sunset when the light is warm and golden. The golden hour light is perfect for creating a sense of peace and tranquility in a landscape painting.

## Tips for Painting Landscapes With Light

Here are a few tips to help you paint landscapes with light and depth:

- **Use a variety of techniques:** Don't be afraid to experiment with different techniques to create the illusion of depth in your paintings. The more techniques you use, the more realistic your paintings will be.
- **Pay attention to light:** The way that you use light can have a significant impact on the atmosphere of your paintings. Take some time to observe how light interacts with the natural world, and use your observations to inform your paintings.
- **Practice, practice, practice:** The best way to improve your landscape painting skills is to practice. The more you practice, the better you will become at creating the illusion of depth and atmosphere in your paintings.

Painting landscapes with light and depth can be a challenging but rewarding experience. By following the tips and techniques in this article, you can create beautiful and realistic landscape paintings that capture the beauty of the natural world.



## Painting Landscapes with Light and Depth: Technique and Inspiration for Oil and Acrylic Painters by Susan Kennedy


★★★★☆ 4.4 out of 5

Language : English  
File size : 128309 KB  
Text-to-Speech : Enabled  
Screen Reader : Supported  
Enhanced typesetting : Enabled  
Print length : 172 pages  
Lending : Enabled



## Emergence First Colony: a Ken Lozito Masterpiece

Nestled amidst the pristine coastal landscapes of Boynton Beach, Florida, Emergence First Colony stands as a testament to the visionary...



## Afterlight: In Search of Poetry, History, and Home

Prologue: The Call of the Open Road In the heart of every traveler lies a longing for something more&mdash;a...

