



Pen, Ink, and Watercolor Sketching: Capturing the Temples of Cambodia



Cambodia, a country steeped in ancient history and cultural heritage, is home to some of the most awe-inspiring temples in Southeast Asia. These

architectural marvels, with their intricate carvings, towering spires, and serene courtyards, have captivated travelers and artists alike for centuries.



Pen, Ink and Watercolor Sketching 2 - Temples of Cambodia: Learn to Draw and Paint Stunning Illustrations in 10 Step-by-Step Exercises

by Shirish Deshpande

★★★★☆ 4.8 out of 5

Language : English
File size : 41073 KB
Text-to-Speech : Enabled
Enhanced typesetting : Enabled
Print length : 250 pages
Lending : Enabled
Screen Reader : Supported



For artists, sketching the temples of Cambodia is a unique opportunity to capture the essence of an ancient civilization and convey the beauty and grandeur of these architectural wonders. Pen, ink, and watercolor are a versatile trio of mediums that lend themselves perfectly to this task, allowing for detailed line work, subtle shading, and vibrant washes of color.

Preparing for a Sketching Adventure

Before embarking on a sketching expedition to Cambodia, there are a few essential steps to take:

1. **Gather Your Tools:** You will need high-quality drawing pens (a variety of nib sizes is recommended), waterproof ink, watercolor paints and

brushes, a sketchbook with thick paper (for watercolor use), and a portable chair or small stool.

2. **Choose Your Temples:** Decide which temples you want to sketch. Do some research to identify temples with unique architectural features, interesting angles, or serene settings.
3. **Plan Your Itinerary:** Allow ample time for sketching, especially if you plan to visit multiple temples. Remember to factor in the time needed for travel and rest breaks.

Pack Appropriately: Cambodia can be hot and humid, so wear breathable clothing and bring plenty of water. Protect your sketchbook from rainfall with a plastic cover.

Sketching Techniques

When sketching the temples of Cambodia, there are several techniques that can enhance your work:

- **Line Work:** Use a fine-nib pen to capture the intricate details of the temple's architecture. Pay attention to the lines and curves, and vary the thickness and pressure to create a sense of depth and texture.
- **Shading:** Use ink washes to shade the temple's surfaces, creating a sense of form and dimension. Experiment with different densities of ink to achieve subtle gradations or bold contrasts.
- **Watercolor Washes:** Add washes of watercolor to enhance the colors and textures of the temple. Use transparent washes to create a sense of depth, or more opaque washes to create vibrant highlights.

- **Composition:** Consider how you position the temple in your sketchbook. Experiment with different angles and perspectives to create a unique and dynamic composition.

Capturing the Essence of the Temples

Beyond technical skills, capturing the essence of the temples of Cambodia requires a keen eye for detail and an understanding of the cultural and historical significance of these structures.

As you sketch, take note of the intricate carvings that adorn the temple's walls and facades. These carvings often depict scenes from Hindu mythology, Buddhist legends, and everyday life. They provide a glimpse into the beliefs and values of the ancient Khmer civilization.

Pay attention to the light and shadows that play across the temple's surfaces. The interplay of light and shadow can dramatically affect the overall mood and atmosphere of your sketch.

Most importantly, take your time and soak up the surroundings. Allow yourself to be inspired by the beauty and tranquility of these ancient structures. Let the temples speak to you, and let your sketches reflect the emotions and experiences you have during your visit.

Preserving Your Sketches

Once you have completed your sketches, it is important to take steps to preserve them:


1. **Scan or Photograph:** Create digital copies of your sketches for archival purposes. This will ensure that you have a permanent record

of your work, even if the originals are damaged or lost.

2. **Use Archival Materials:** Store your original sketches in a dry, climate-controlled environment. Use acid-free paper and archival-quality pens and inks to prevent fading and deterioration.
3. **Display Properly:** If you choose to display your sketches, frame them with UV-protective glass to prevent fading from sunlight.

Pen, ink, and watercolor sketching is a rewarding way to capture the beauty and grandeur of the temples of Cambodia. By mastering the techniques outlined in this article, you can create stunning sketches that preserve the essence of these ancient architectural wonders.

Whether you are an experienced artist or just starting out, sketching the temples of Cambodia is an unforgettable experience. Allow the beauty and history of these structures to inspire you, and let your sketches tell the story of your journey through this extraordinary land.



Pen, Ink and Watercolor Sketching 2 - Temples of Cambodia: Learn to Draw and Paint Stunning Illustrations in 10 Step-by-Step Exercises

by Shirish Deshpande

★★★★☆ 4.8 out of 5

Language	: English
File size	: 41073 KB
Text-to-Speech	: Enabled
Enhanced typesetting	: Enabled
Print length	: 250 pages
Lending	: Enabled
Screen Reader	: Supported

FREE

DOWNLOAD E-BOOK



Emergence First Colony: a Ken Lozito Masterpiece

Nestled amidst the pristine coastal landscapes of Boynton Beach, Florida, Emergence First Colony stands as a testament to the visionary...



Afterlight: In Search of Poetry, History, and Home

Prologue: The Call of the Open Road In the heart of every traveler lies a longing for something more—a...